


SBT – Sliding Balancer Track Systems

SBT for vehicles utilizing same door exit and entry

 The SBT has set the standard in vehicle emissions control for fire and emergency response vehicles the world over.



The SBT is best suited for vehicles that back-in to a service bay and respond out the same door. If you are looking for an exhaust removal system, that you can connect at the door before backing in and have it automatically disconnect when you leave. The SBT is right for your application.

Features and Benefits

- Models to handle up to 9 m/29.5 ft deep back-in bays
- Auto-disconnect at the exit door
- Attach the Grabber® nozzle from standing position
- No minimum exit speed
- Available in sizes to fit all emergency response vehicle tailpipe sizes



PlymoVent reserves the right to make design and technical changes.

Visitate il ns sito: www.airum.com



Method of Operation

An automatic, pneumatic controlled exhaust gas extraction system, specially designed for fire and rescue vehicles with low level, side exhaust pipes. The system is used to remove the toxic petrol and diesel gas fumes direct at the emission source, the exhaust pipe.

When the vehicles are on their way out of the station, the extraction hose, connected to the exhaust

by a Grabber®, moves along with the vehicle. Poisonous diesel gases pass from the Grabber®, up the extraction hose and into the ducting and extraction fan before escaping to the atmosphere. As the vehicles drive out through the doors, the trolley moves over a release valve on the track, which releases the air pressure in the Grabber® allowing it to disconnect the exhaust pipe.

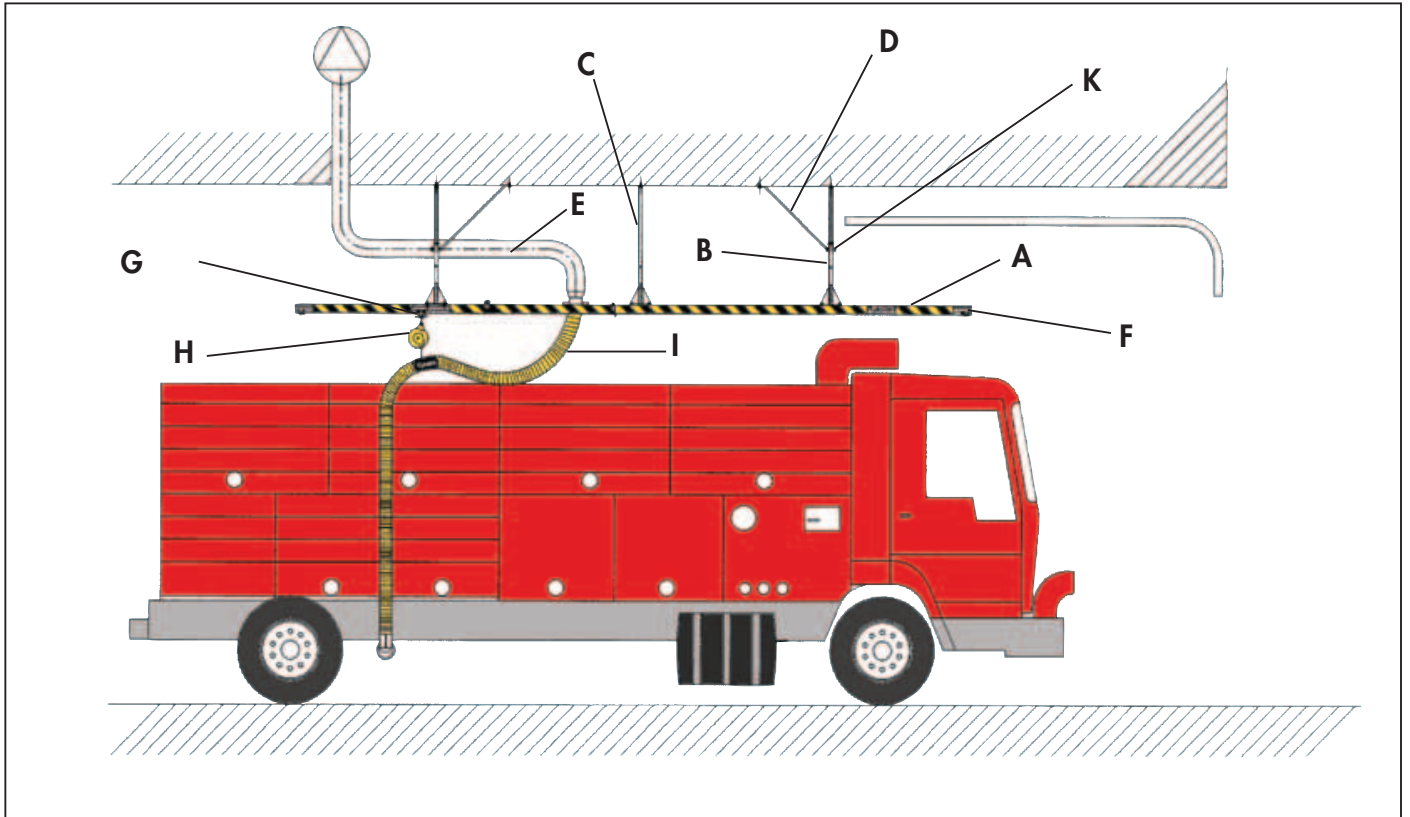
Advantages

- Aluminium profiles; Light and strong
- End stops with rubber shock absorbers; to take up kinetic energy from the trolleys.
- Adjustable release points depending on the speed of the call-out vehicle.
- Pre-fitted yellow/black extraction hose.
- 100% source capture through a unique pneumatic Grabber®, to suit different sizes of exhaust pipe.
- Safety disconnect coupling; Fail safe system, easily reconnectable.
- Automatic start-stop of fan by exhaust gas sensor.
- Telescopic supports, adjustable.
- Suitable for existing fire stations and new design build stations.



SBT system, fully automated, delivered complete

■ The SBT comes complete with all necessary components for mounting, hose kits and product manual with mounting and maintenance instructions.

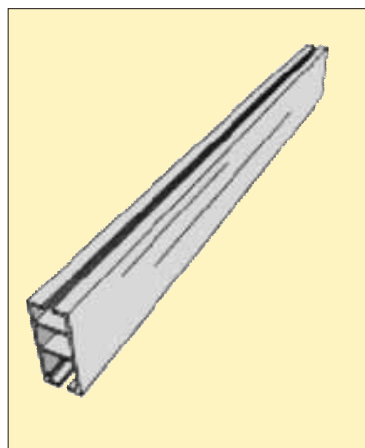


- | | | | |
|----------|---------------------------------|----------|--|
| A | Aluminium track | F | Exit end stop with rubber shock absorber |
| B | Vertical, ceiling support leg | G | Trolley |
| C | Horizontal, wall support leg | H | Balancer block |
| D | Side brace | I | Hose assembly, complete |
| E | Exhaust hose and duct connector | K | Side brace bracket |

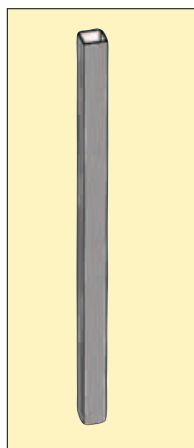
Product Description

The SBT system consists of a special and easily visible extraction hose assembly with a PlymoVent Grabber®, an inflatable rubber bladder, connected to the hose through a reducer. The Grabber® is filled with compressed air and makes a total seal around the exhaust pipe for 100% capture of emissions. The aluminium track is designed to the three (3) section principle of which two (2) sections have open areas, one underneath and one on top. The open area on top is used for positioning the support legs, duct and exhaust hose connector and the release valve. The open area underneath is used for positioning the end stops and for the sliding trolley. Upon

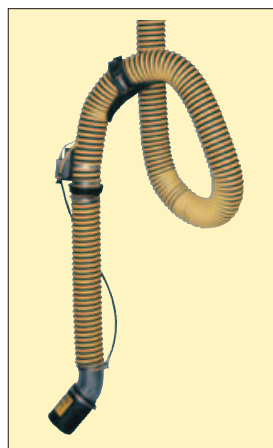
an alarm call the hose assembly and the trolley travel along with the vehicle. The trolley slides under a release valve which immediately releases the air pressure in the Grabber®. The trolley travels to the rubber shock absorber at the exit end, taking up the kinetic energy from the trolley and the hose assembly. On return to the station, the Grabber® is connected to the exhaust pipe and activated by simply pressing the Manual Fill Deflation valve as the vehicle backs through the door. At the same time the fan automatically starts up and the vehicle continues to its rest position.



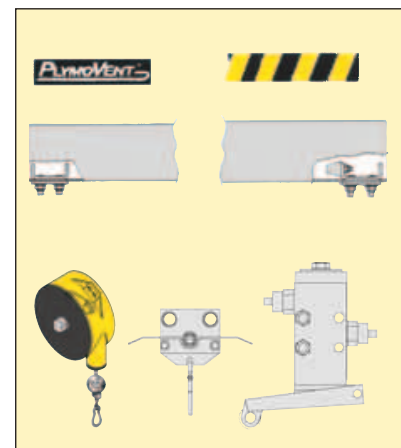
Aluminium Track, sold in lengths of 6 m/18.7 ft and 3 m/9.8 ft.




Support leg, for wall and ceiling mounting



Hose kit, including hose, saddle, safety disconnect coupling and Grabber® nozzle.




SBT Kit, including release valve, end stops, hazard stripe, stickers, trolley and balancer.



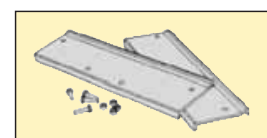
Side brace clamp kit, for mounting on support leg.



Mounting kit, horizontal, for wall mounting.



Mounting kit, vertical, for ceiling mounting.



Splicing sleeve, for connecting tracks.

TECHNICAL DATA

The **SBT system** is delivered including the following:

Aluminium track, Hose kit, SBT-Kit, Support leg, Side brace clamp kit, Side brace, Mounting kit.

Fan and fan control device to be added individually depending on application.

For ceiling mounting:

Product no	Aluminium track, length, m/ft	----- Hose kit-----			Side brace clamp kit	Side brace	Mounting kit, vertical	Splicing sleeve
		Hose Ø mm / inch	Hose length m / ft	Grabber Ø mm / inch				
SBT-6-100-160	5,8 / 19.0	100 / 4	6 / 19.7	160 / 6.25	4 pcs	6 pcs	2 pcs	—
SBT-6-100-120	5,8 / 19.0	100 / 4	6 / 19.7	120 / 4.80	4 pcs	6 pcs	2 pcs	—
SBT-6-100-100	5,8 / 19.0	100 / 4	6 / 19.7	100 / 4.00	4 pcs	6 pcs	2 pcs	—
SBT-6-125-160	5,8 / 19.0	125 / 5	6 / 19.7	160 / 6.25	4 pcs	6 pcs	2 pcs	—
SBT-9-100-160	8,7 / 28.5	100 / 4	10 / 32.8	160 / 6.25	4 pcs	6 pcs	3 pcs	1 pc
SBT-9-100-120	8,7 / 28.5	100 / 4	10 / 32.8	120 / 4.80	4 pcs	6 pcs	3 pcs	1 pc
SBT-9-125-160	8,7 / 28.5	125 / 5	10 / 32.8	160 / 6.25	4 pcs	6 pcs	3 pcs	1 pc

For wall mounting:

Product no	Aluminium track, length, m/ft	----- Hose kit-----			Side brace clamp kit	Side brace	Mounting kit, horizontal	Splicing sleeve
		Hose Ø mm / inch	Hose length m / ft	Grabber Ø mm / inch				
SBT-6-W-100-160	5,8 / 19.0	100 / 4	6 / 19.7	160 / 6.25	4 pcs	4 pcs	2 pcs	—
SBT-6-W-100-120	5,8 / 19.0	100 / 4	6 / 19.7	120 / 4.80	4 pcs	4 pcs	2 pcs	—
SBT-6-W-100-100	5,8 / 19.0	100 / 4	6 / 19.7	100 / 4.00	4 pcs	4 pcs	2 pcs	—
SBT-6-W-125-160	5,8 / 19.0	125 / 5	6 / 19.7	160 / 6.25	4 pcs	4 pcs	2 pcs	—
SBT-9-W-100-160	8,7 / 28.5	100 / 4	10 / 32.8	160 / 6.25	4 pcs	4 pcs	3 pcs	1 pc
SBT-9-W-100-120	8,7 / 28.5	100 / 4	10 / 32.8	120 / 4.80	4 pcs	4 pcs	3 pcs	1 pc
SBT-9-W-125-160	8,7 / 28.5	125 / 5	10 / 32.8	160 / 6.25	4 pcs	4 pcs	3 pcs	1 pc